




Where to buy

Purchase a SIM card for only € 1,99 in any Hofer store nationwide.
Find one near you today! Visit www.hot.at/filialen



How to activate

To activate your new HoT SIM log on to

www.hot.at/aktivierung.*

Enter your new phone number and the PUK1 code.

You can choose how you want to activate your SIM:

- With an Austrian bank account (eID) through Online Banking.

Simply log in and use your personal data stored in your Online Banking platform.



- With a valid ID and selfie verification.

Using a smartphone or a laptop with a camera, you can take a picture of your ID (passport, ID card of most European countries or Austrian driving licence) and make a selfie of yourself.



Get the „Mein HoT“ app

Activate your SIM card fast and easy. Choose your tariff packages, monitor monthly usage and customize settings that fit your lifestyle anytime, anywhere. Available on the App Store, Google Play and the Huawei AppGallery.



If you're not able to do the activation online, take your SIM card and your ID to the next HOFER store. Ask for assistance at the cash desk and the activation will be done for you.

Find your next HOFER store [here](#).

* Since the beginning of January 2019, registration is mandatory by law for all SIM cards sold in Austria.

Top up your HoT SIM card

Instantly top up your HoT SIM card online through HoT.at, the HoT app or purchasing a voucher card in any HOFER store nationwide.

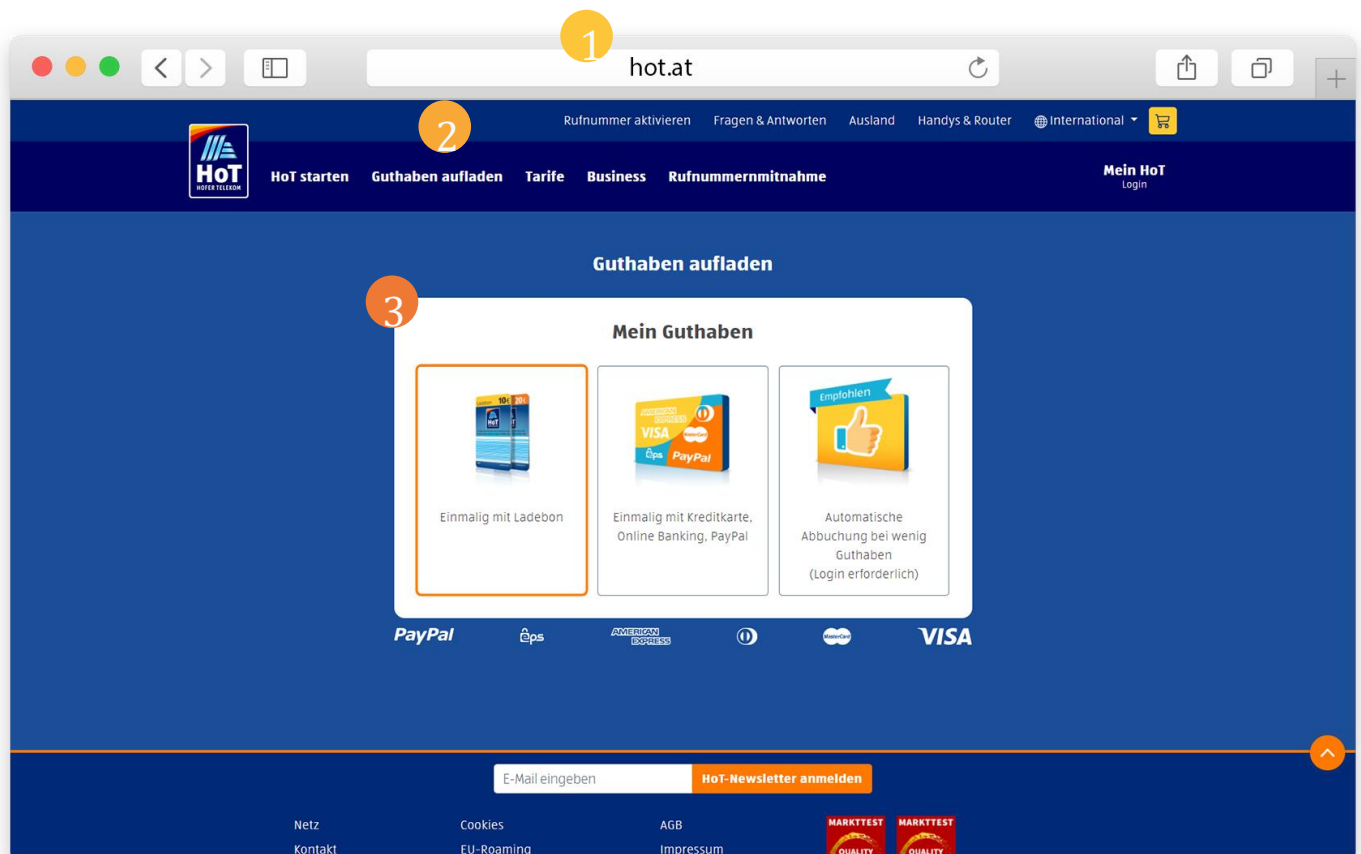
Don't get interrupted, EVER!

With auto top-up you won't have to worry about interruptions. When your balance is low, we will automatically top-up your account from your bank or credit card.



Redeeming a voucher online

- 1 Go to www.hot.at
- 2 Navigate to „Guthaben aufladen“
- 3 Choose “Einmalig mit Ladebon“





Redeeming a voucher online

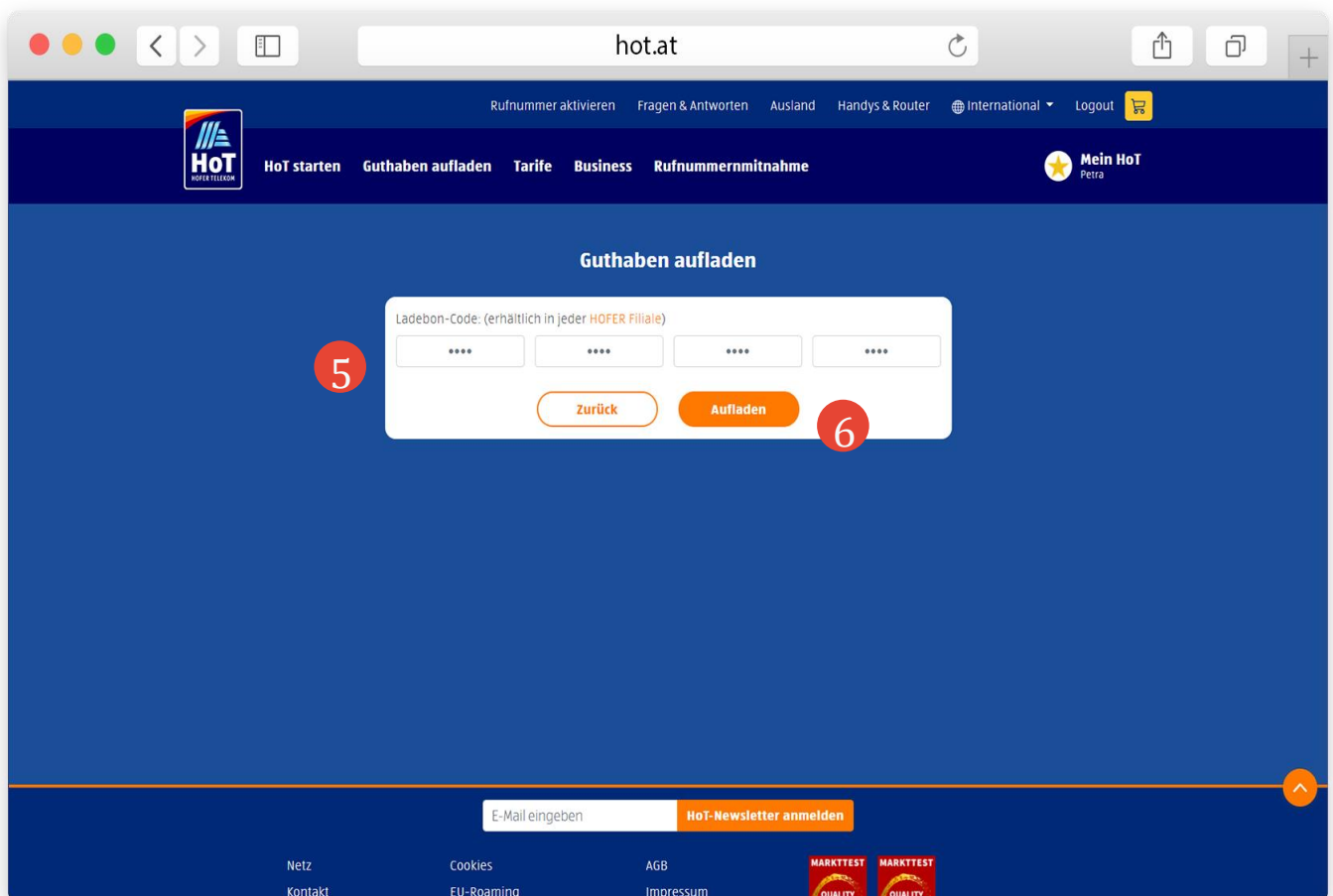
- 4 Enter your phone number in the first two input fields

The screenshot shows the 'hot.at' website interface. The main heading is 'Guthaben aufladen'. Below it, a form titled 'Welche HoT Rufnummer wollen Sie aufladen?' contains two input fields: 'HoT Rufnummer' (with the value '067764998512') and 'HoT Rufnummer wiederholen' (with the value '0677'). A red circle with the number '4' is positioned to the left of the form, indicating the step described in the text. The form also features 'Zurück' and 'Weiter' buttons. The website header includes navigation links like 'Rufnummer aktivieren', 'Fragen & Antworten', and 'International'. The footer contains links for 'Netz', 'Cookies', 'AGB', 'Impressum', and 'EU-Roaming', along with 'MARKTTTEST QUALITY AWARD' logos.



Redeeming a voucher online

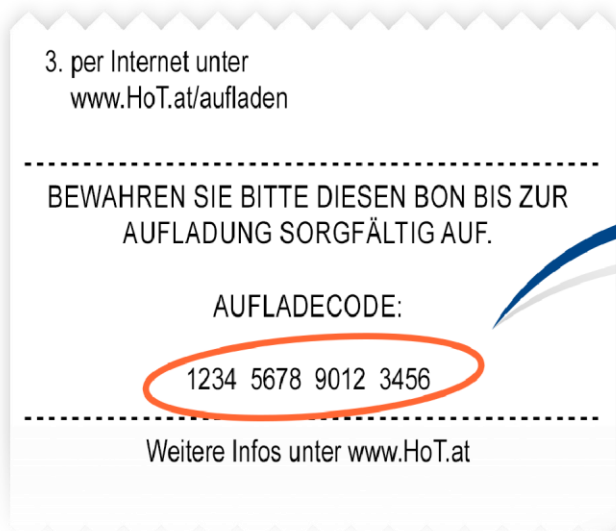
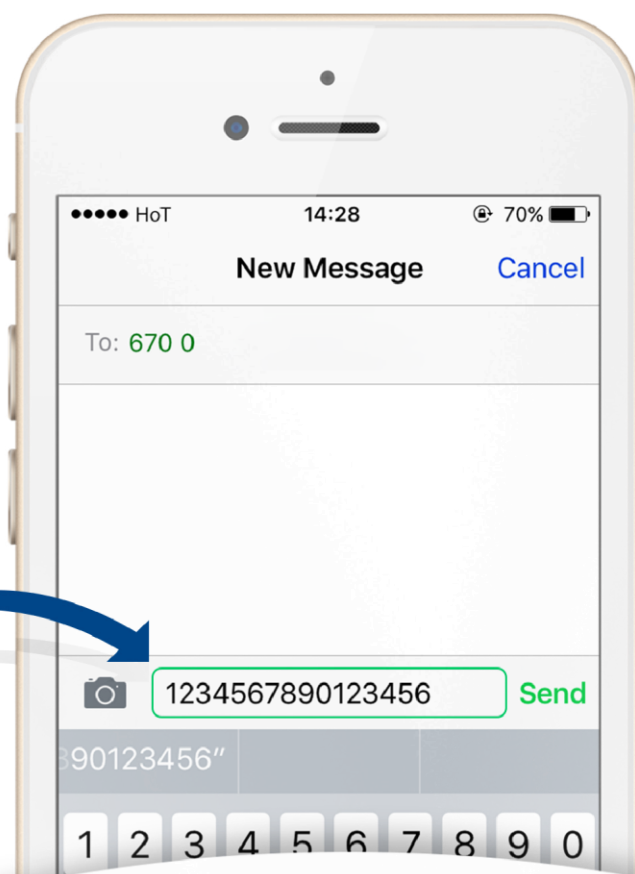
- 5 Enter your 16 digit voucher code in the 4 fields below
- 6 Click on the orange button “Aufladen”, you will then receive a text message confirming your top up





Topping up from your mobile phone

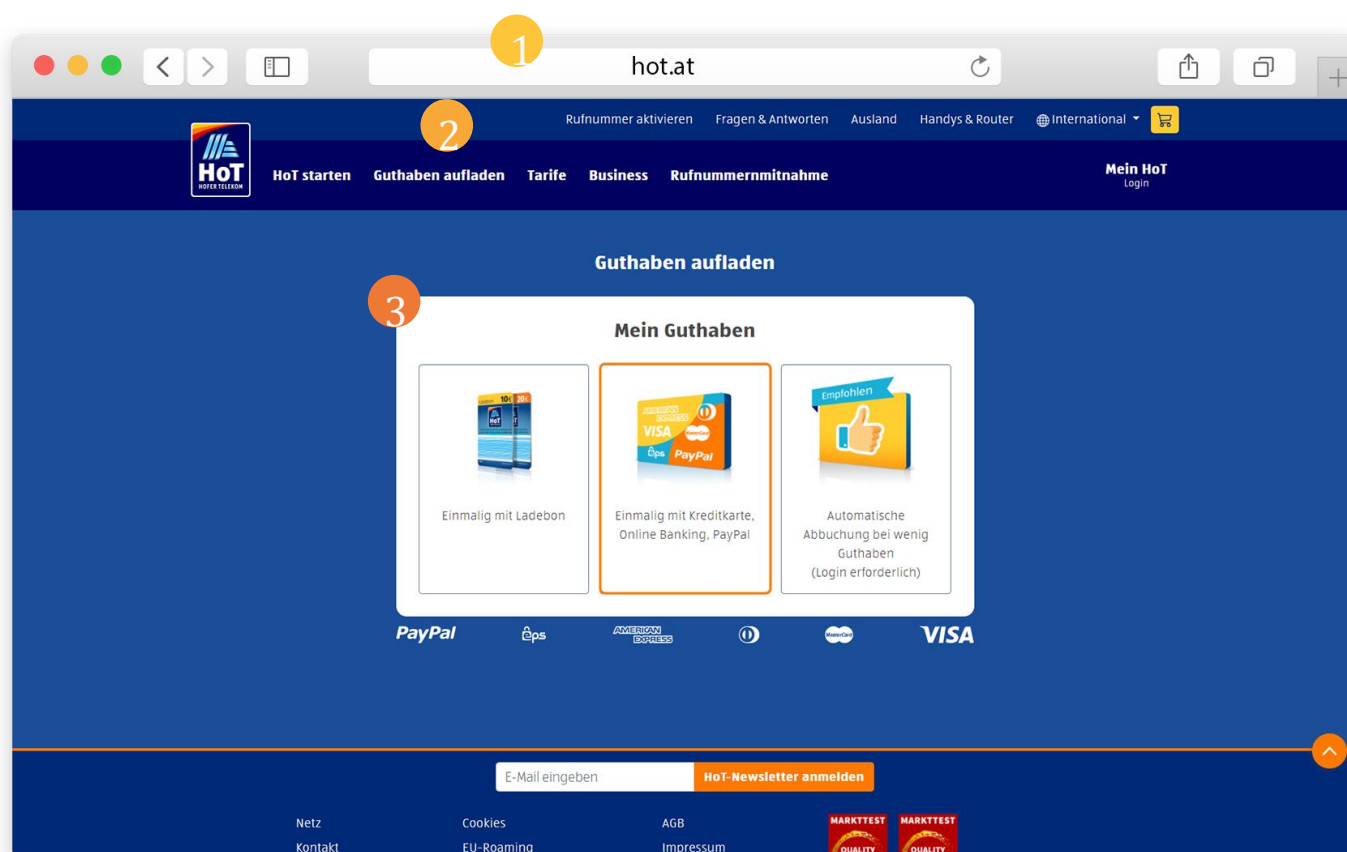
Send a text message to 6700 from your HoT mobile phone containing the 16 digit voucher code.





Top up using Paypal, online banking or credit card

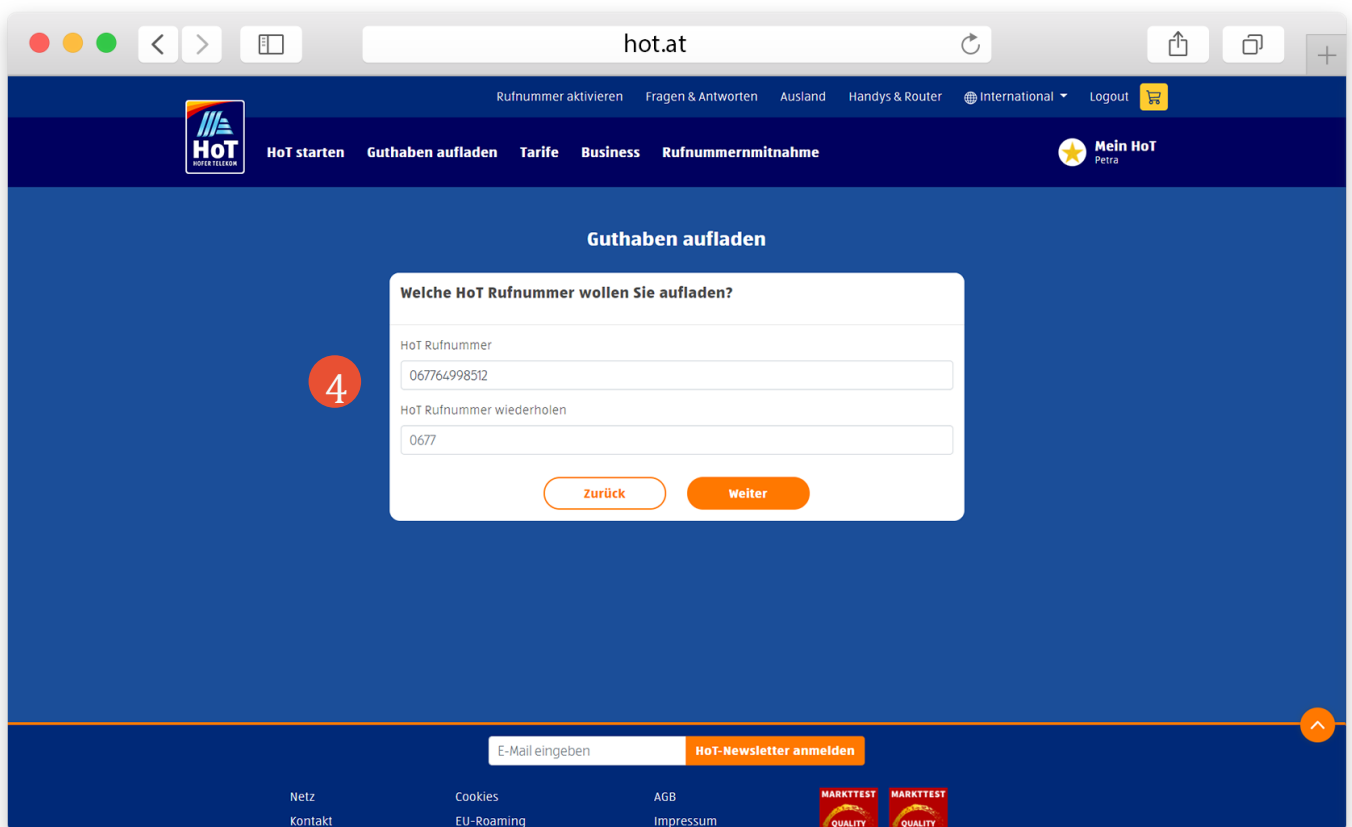
- 1 Go to www.hot.at
- 2 Navigate to “Guthaben aufladen”
- 3 Choose “Einmalig mit Kreditkarte, Online Banking, PayPal, Debit-Bankomatkarte”





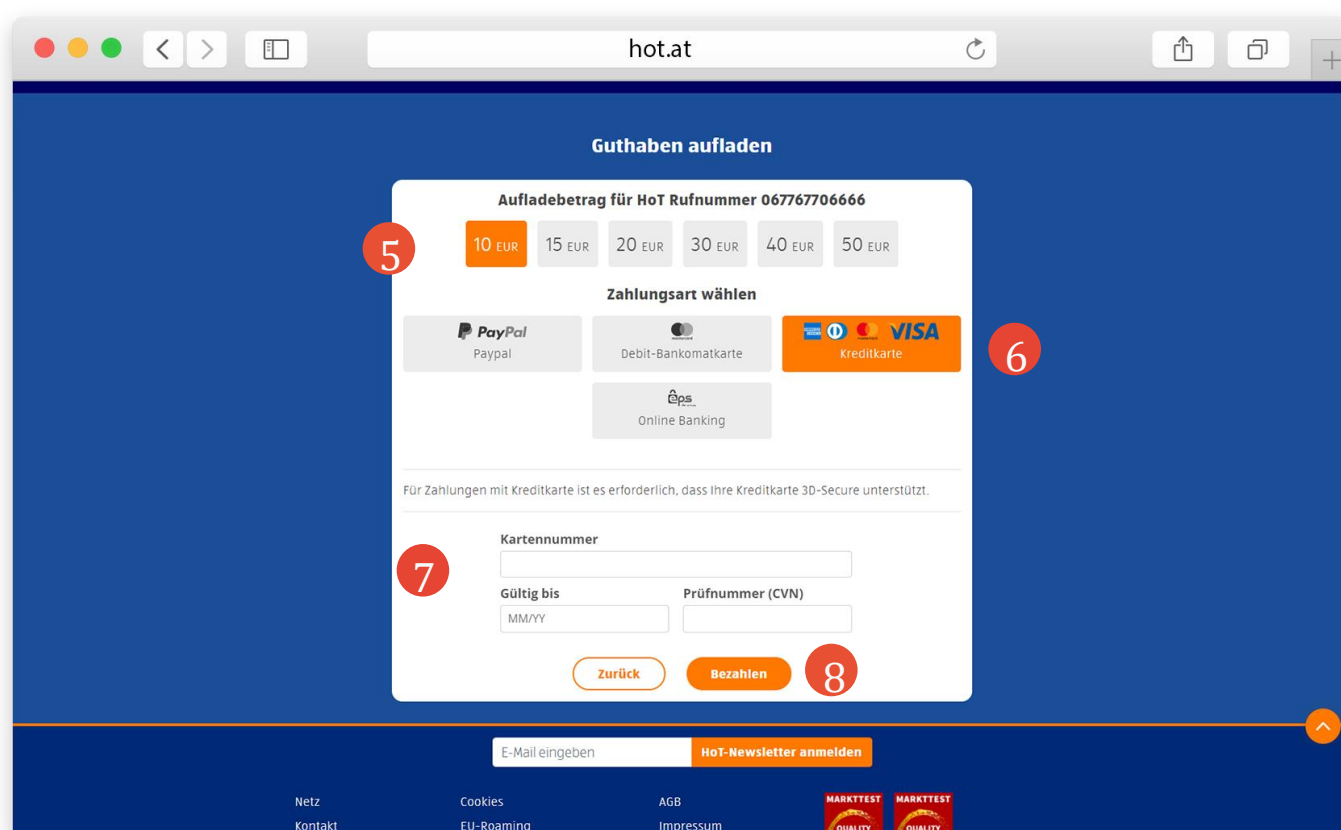
Top up using Paypal, online banking or credit card

4 Enter your phone number in the first two input fields



Top up using Paypal, online banking or credit card

- 5 Choose the amount of money you would like to top up
- 6 Choose your payment method (PayPal, EPS online banking or Credit Card)
- 7 Type in your account or credit card information
- 8 Click on the orange button “Bezahlen“, you will then receive a text message confirming your top up



Guthaben aufladen

Aufladebetrag für HoT Rufnummer 06776770666

5 10 EUR 15 EUR 20 EUR 30 EUR 40 EUR 50 EUR

Zahlungsart wählen

6 PayPal Debit-Bankomatkarte **VISA Kreditkarte** **eps** Online Banking

Für Zahlungen mit Kreditkarte ist es erforderlich, dass Ihre Kreditkarte 3D-Secure unterstützt.

7 **Kartennummer**

Gültig bis **Prüfnummer (CVN)**

8

E-Mail eingeben

Netz Kontakt Cookies EU-Roaming AGB Impressum **MARKTTTEST** **MARKTTTEST**



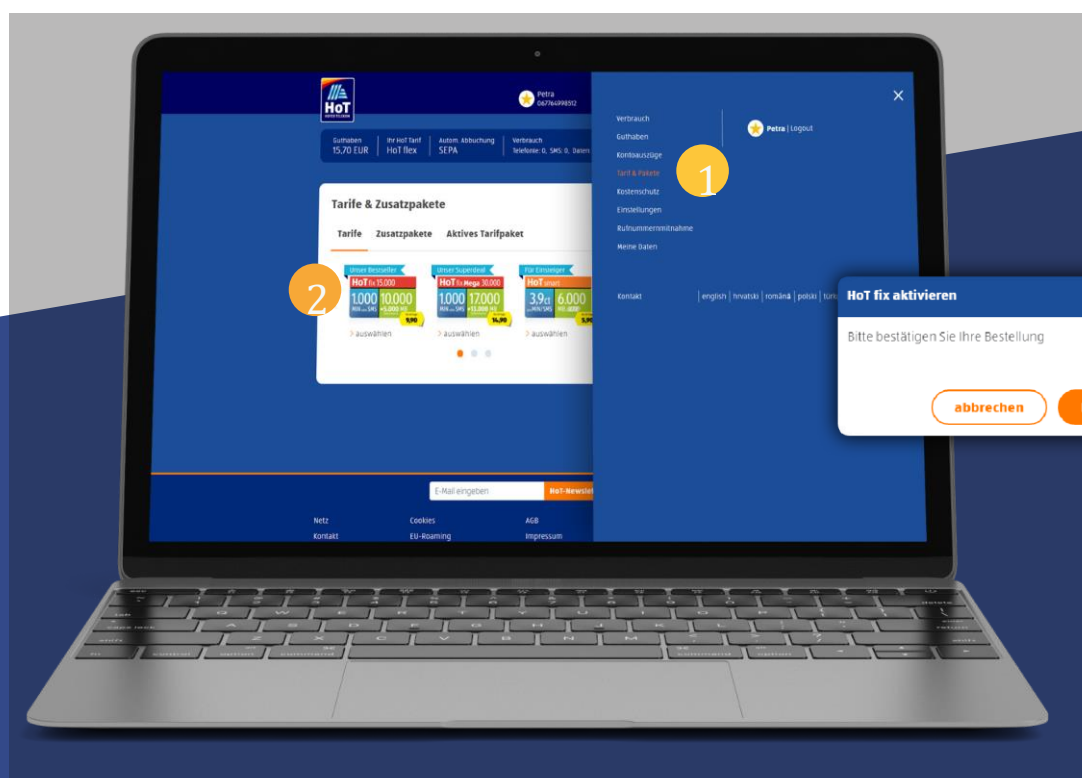
Log in to your HoT account

- 1 Go to www.hot.at/login
- 2 Enter your phone number
- 3 Click on the “Login” button and you will receive a text message with a one-time code
- 4 Enter the one-time code in the “Einmal Code” field
- 5 Click on “Bestätigen” to enter your account page

The screenshot shows the HoT website's login interface. At the top, the browser address bar shows 'hot.at' with a '1' in a yellow circle above it. The navigation bar includes links like 'Rufnummer aktivieren', 'Fragen & Antworten', 'Ausland', 'Handys & Router', and 'International'. The main content area features a 'Mein HoT Login' form with three tabs: 'Einmal-Code', 'E-Mail', and 'PUK1-Code'. The 'Einmal-Code' tab is active. Step 2 points to the phone number input field containing '067712345678'. Step 3 points to the 'Login' button. Step 4 points to the 'Einmal Code' input field. Step 5 points to the 'Bestätigen' button. To the right, there is a section for downloading the HoT app from Google Play, the App Store, and AppGallery. The footer contains a newsletter sign-up field and various legal links like 'Netz', 'Kontakt', 'Cookies', 'EU-Roaming', 'AGB', and 'Impressum'.

Choosing a tariff package

- 1 Navigate to “Tarif & Pakete”
- 2 Select your preferred tariff package by clicking on it
- 3 An alert box will appear, click on the orange button to activate your tariff package, you will then receive a text message confirming the activation



As long as you have enough balance, your tariff package will be automatically prolonged every 30 days. In case you do not have enough balance, the package will be closed and you fall back to the HoT flex tariff where you pay as you go. You will get an SMS if your package cannot be prolonged. If you top up within 30 days, your previously chosen tariff will automatically restart again. If that top up takes place more than 30 days later, you simply could reactivate your tariff manually.

Tip: Enabling Auto top-up ensures you will always have enough credits in your balance worry free.